DATENBLATT

IDS300-Serie

HABEN SIE FRAGEN ODER
WÜNSCHEN SIE EIN INDIVIDUELLES ANGEBOT?
Unser Team berät Sie gerne persönlich.

TELEFON + 49 (0) 81 41/36 97-0
TELEFAX + 49 (0) 81 41/36 97-30
E-MAIL info@plug-in.de
WWW.PLUG-IN.DE

ADRESSE
Am Sonnenlicht 5
D-82239 Alling bei München

Erwähnte Firmen- und Produktnamen sind zum Teil eingetragene Warenzeichen der jeweiligen Hersteller.

IDS308DWS

8-port RS-232/422/485
Industrial Wireless
Serial Device Server
with Surge & Isolation

Introduction

IDS308DWS allows users to expand 8 RS-232/422/485 ports over Ethernet connection, With SUNIX DPL2000Q High-Performance Ethernet-UART controller, allowing you to network your existing serial devices with only basic configuration. SUNIX Device Server improves solution deployment efficiency to achieve greater reliability in industrial automation applications.

SUNIX Device Server series are provided with Surge Suppressor, ESD Discharge Transceiver, and optical isolators which achieve on power and serial signal lines to protect your equipment against damages from ground loops, increasing system reliability in harsh environments. To keep system stable, it supports 2 ways 12~48VDC redundant power input. In addition, software enabled terminators, RS-232/422/485 interface selection are the best user experience, and as well built with many of SUNIX advanced features and technologies, making it the best solution for industrial and harsh automation applications.

Copyright by SUNIX Group all right reserved.
Ver1.0 Nov. 2014

Features

- Multi-serial ports supporting RS-232/422/485.
- Optional 10/100M Ethernet and 802.11 b/g/n WiFi.
- Support Real COM, TCP, and UDP socket mode.
- Configure via Telnet/Web/Windows utility
- 15KV ESD protection for all serial signal lines meeting IEC-61000-4-2 standard.
- 2KV Surge protection for all serial signal lines meeting IEC-61000-4-5 Level 3 standard.
- 1.5KV Isolation protection for all serial signal lines meeting IEC60747-5-5 standard.
- Support two ways 12~48VDC redundant power input.
- Support Wall Mounting & DIN-rail Mounting Installation.
- Certified by CE, FCC, VCCI, BSMI, RoHS and Microsoft WHQL approval.

Specifications

Serial Communication

Interface	RS-232/422/485	**Baud rate**	50bps ~921.6Kbps
Controller	SUNIX DPL2000Q	**Stop bit**	1, 1.5, 2
BUS	Ethernet	**Parity**	even, odd, none, mark, space
No. of Port	8-port	**Flow Control**	Xon/Xoff (software)
FIFO	1Kbyte Hardware / per port	**Connector**	DB9 Male
Signal	RS-232: DCD, TxD, RxD, RTS, CTS, DTR, DSR, GND, RI RS-422: TxD+, TxD-, RxD+, RxD-, GND RS-485: Data+, Data-, GND		
Protection	• ±15KV ESD IEC6000-4-2 Air Discharge • ±8KV ESD IEC61000-4-2 Contact Discharge • ±4KV ESD IEC61000-4-2 Level2 Line-to-Line • 2KV Surge IEC61000-4-5 Level 3 Surge Immunity Test • 1.5 KV Isolation IEC60747-5-5 Hi-Pot		

Software

Network Protocols	ICMP, IPv4, TCP, UDP, Telnet, ARP/RARP, HTTP, DHCP
Configuration Options	Web Console、Windows Utility、Telnet Console
Windows COM Drivers	Microsoft Client: Windows Vista / 7 / 8.1 / 10 (x86/x64) Microsoft Server: Windows Server 2008 / 2012R2 (X64)

Ethernet Communication

Number of Ports	1-port, Ethernet Switch Port
Speed	10/100 Mbps, auto MDI/MDIX
Connector	RJ45
Magnetic Isolation Protection	1.0K Built-in

Wireless Communication

Standard Compliance	802.11 b/g/n
ISM Band	2.4GHz
Network Modes	Infrastructure, Ad-Hoc
Transmit Power	802.11n: 13.5dBm ± 1.5dBm
Receive Sensitivity	150M：-68dBm@10% PER; 130M：-68dBm@10% PER 108M：-68dBm@10% PER; 54M：-72dBm@10% PER 11M：-85dBm@10% PER; 6M：-88dBm@10% PER
Wireless Security	• OpenWEP、SharedWEP • WEPAuto、WPA、 WPA2、 WPA2-PSK • WPAPSKWPA2PSK • WPA1WPA2 (WPA and WPA2 hybrid mode) • 802.1x
Antenna Connector	RP SMA Jack
Antenna	Frequency：2.4G ~ 2.5GMHz Peak gain： 4 dBi Impedance：50 Ω Connector ：RP SMA PLUG Length ：163 (mm)

Power Requirements

Input Voltage	12V ~ 48VDC
Power Consumption	12W @ 12VDC
Connector	3-pin Terminal Block ϕ2.0mm DC-Jack

Regulatory Approvals

Hardware EMC	• EUR: CE EN55022 Class A, EN55024 • US: FCC Part 15 Class A • TAIWAN: BSMI: CNS13438 • JAPAN: VCCI

Environment

Operation Temperature	0 to 80°C (32 to 176°F)
Operation Humidity	5 to 95% RH (non-condensing)
Storage Temperature	-10 to 85°C (-14 to 185°F)

Physical Characteristics

Housing	Metal IP30 Standard
Weight	1130 g
Installation	Wall Mounting & DIN-rail Mounting Kit
Dimensions	92 x168 x112(mm), 3.6 x 6.6 x 4.4 (inch) 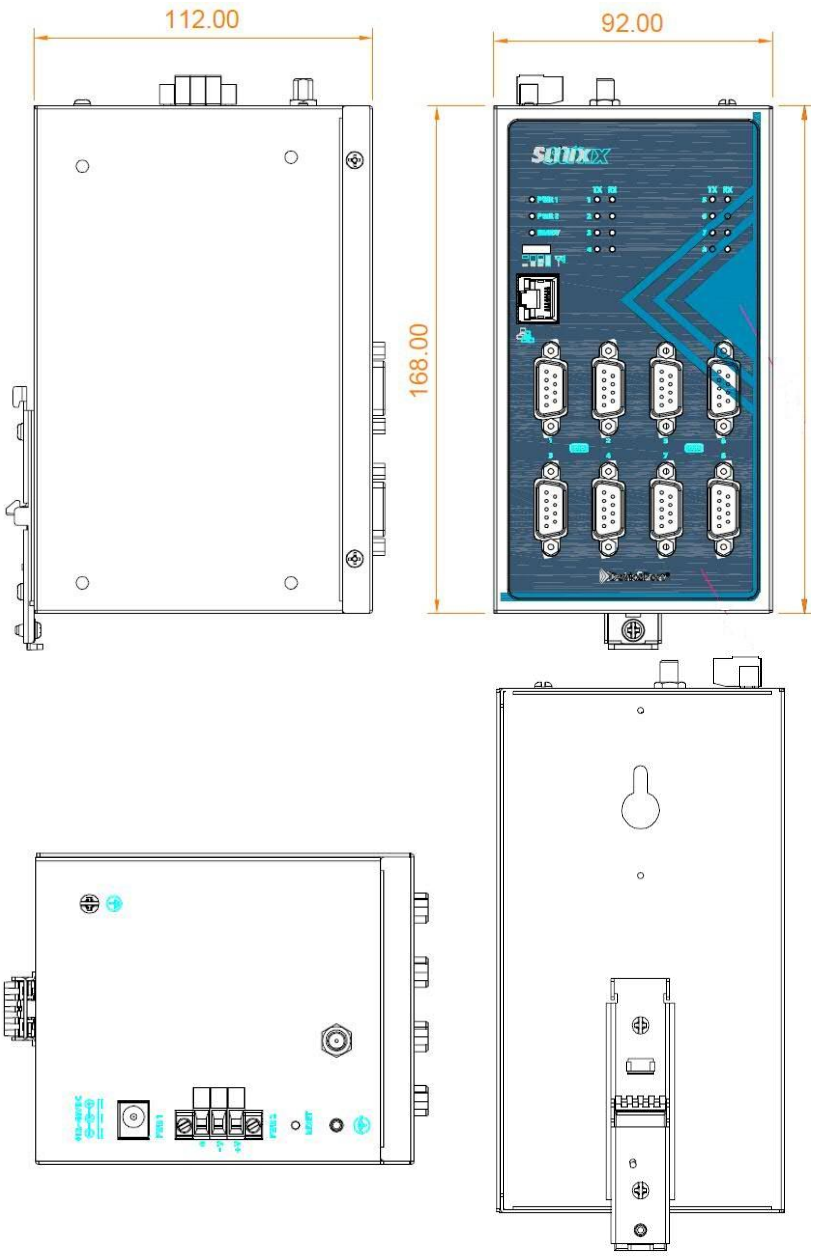

Pin Assignment

RS-232

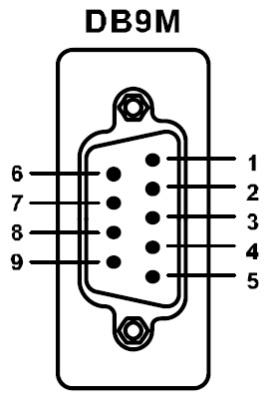

PIN	DB9M
DCD	1
RxD	2
TxD	3
DTR	4
GND	5
DSR	6
RTS	7
CTS	8
RI	9

RS-422

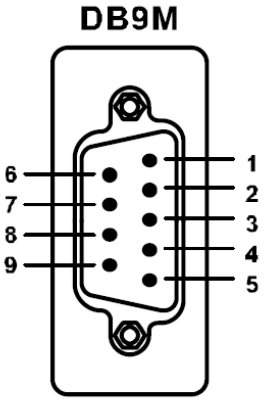

PIN	DB9M
TxD-	1
TxD+	2
RxD+	3
RxD-	4
GND	5

RS-485

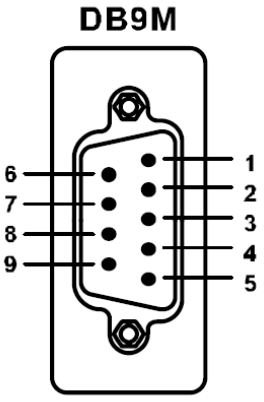

PIN	DB9M
Data--	1
Data+	2
-	3
-	4
GND	5

DB9 Female to 5-pin Terminal Block Adapter

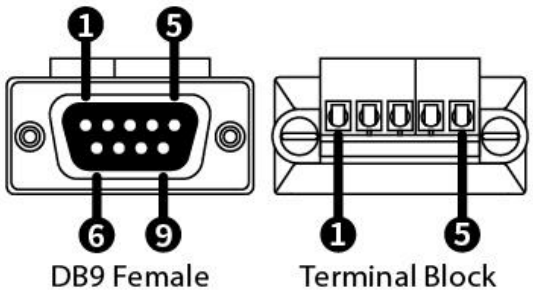

DB9 Female	1	2	3	4	5	6	7	8	9
Terminal Block	1	2	3	4	5	N.C.	N.C.	N.C.	N.C.

Package

Standard

- IDS308DWS, 8-port RS-232/422/485 Industrial Wireless Serial Device Server with Surge & Isolation
- 4 dBi 2.4GHz WiFi Antenna x 1 pcs
- Din rail mounting kit x1 set
- DB9F to 5pin Terminal Block Adapter x1 pcs
- Quick Installation Guide



Optional Accessory

- DB9F to 5pin Terminal Block Adapter.

IDS308DW0

8-port RS-232/422/485
Industrial Wireless
Serial Device Server

Introduction

IDS308DW0 allows users to expand 8 RS-232/422/485 ports over Ethernet connection, With SUNIX DPL2000Q High-Performance Ethernet-UART controller, allowing you to network your existing serial devices with only basic configuration. SUNIX Device Server improves solution deployment efficiency to achieve greater reliability in industrial automation applications.

SUNIX Device Server series in order to keep system stable, it supports 2 ways 12~48VDC redundant power input. In addition, software enabled terminators, RS-232/422/485 interface selection are the best user experience, and as well built with many of SUNIX advanced features and technologies, making it the best solution for industrial and harsh automation applications.

Features

- Multi-serial ports supporting RS-232/422/485.
- Optional 10/100M Ethernet and 802.11 b/g/n WiFi.
- Support Real COM, TCP, and UDP socket mode.
- Configure via Telnet/Web/Windows utility
- 15KV ESD protection for all serial signal lines meeting IEC-61000-4-2 standard.
- Support two ways 12~48VDC redundant power input.
- Support Wall Mounting & DIN-rail Mounting Installation.
- Certified by CE, FCC, VCCI, BSMI, RoHS and Microsoft WHQL approval.

Specifications

Serial Communication

Interface	RS-232/422/485	**Baud rate**	50bps ~921.6Kbps
Controller	SUNIX DPL2000Q	**Stop bit**	1, 1.5, 2
BUS	Ethernet	**Parity**	even, odd, none, mark, space
No. of Port	8-port	**Flow Control**	Xon/Xoff (software)
FIFO	1Kbyte Hardware / per port	**Connector**	DB9 Male
Signal	RS-232: DCD, TxD, RxD, RTS, CTS, DTR, DSR, GND, RI RS-422: TxD+, TxD-, RxD+, RxD-, GND RS-485: Data+, Data-, GND		
Protection	• ±15KV ESD IEC6000-4-2 Air Discharge • ±8KV ESD IEC61000-4-2 Contact Discharge • ±4KV ESD IEC61000-4-2 Level2 Line-to-Line		

Software

Network Protocols	ICMP, IPv4, TCP, UDP, Telnet, ARP/RARP, HTTP, DHCP
Configuration Options	Web Console、Windows Utility、Telnet Console
Windows COM Drivers	Microsoft Client: Windows Vista / 7 / 8.1 / 10 (x86/x64) Microsoft Server: Windows Server 2008 / 2012R2 (X64)

Ethernet Communication

Number of Ports	1-port, Ethernet Switch Port
Speed	10/100 Mbps, auto MDI/MDIX
Connector	RJ45
Magnetic Isolation Protection	1.0K Built-in

Wireless Communication

Standard Compliance	802.11 b/g/n
ISM Band	2.4GHz
Network Modes	Infrastructure, Ad-Hoc
Transmit Power	802.11n: 13.5dBm ± 1.5dBm
Receive Sensitivity	150M：-68dBm@10% PER; 130M：-68dBm@10% PER 108M：-68dBm@10% PER; 54M：-72dBm@10% PER 11M：-85dBm@10% PER; 6M：-88dBm@10% PER
Wireless Security	• OpenWEP、SharedWEP • WEPAuto、WPA、 WPA2、 WPA2-PSK • WPAPSKWPA2PSK • WPA1WPA2 (WPA and WPA2 hybrid mode) • 802.1x
Antenna Connector	RP SMA Jack
Antenna	Frequency：2.4G ~ 2.5GMHz Peak gain： 4 dBi Impedance：50 Ω Connector ：RP SMA PLUG Length ：163 (mm)

Power Requirements

Input Voltage	12V ~ 48VDC
Power Consumption	12W @ 12VDC
Connector	3-pin Terminal Block ϕ2.0mm DC-Jack

Regulatory Approvals

Hardware EMC	• EUR: CE EN55022 Class A, EN55024 • US: FCC Part 15 Class A • TAIWAN: BSMI: CNS13438 • JAPAN: VCCI

Environment

Operation Temperature	0 to 80°C (32 to 176°F)
Operation Humidity	5 to 95% RH (non-condensing)
Storage Temperature	-10 to 85°C (-14 to 185°F)

Physical Characteristics

Housing	Metal IP30 Standard
Weight	1130 g
Installation	Wall Mounting & DIN-rail Mounting Kit
Dimensions	92 x168 x112(mm), 3.6 x 6.6 x 4.4 (inch) 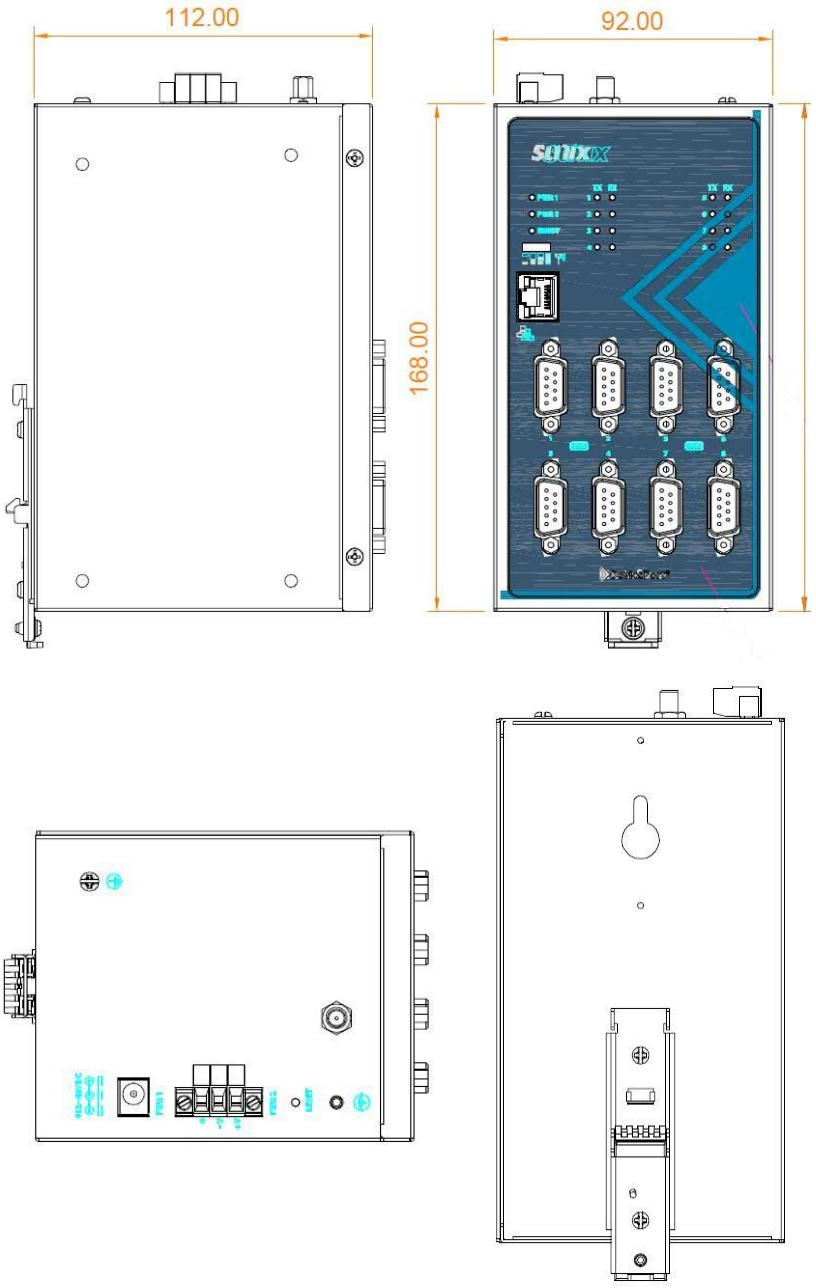

Pin Assignment

RS-232

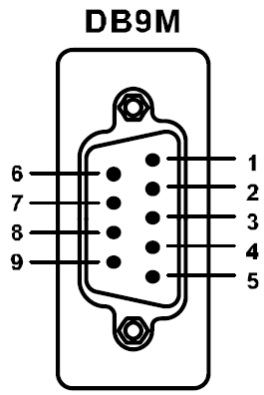

PIN	DB9M
DCD	1
RxD	2
TxD	3
DTR	4
GND	5
DSR	6
RTS	7
CTS	8
RI	9

RS-422

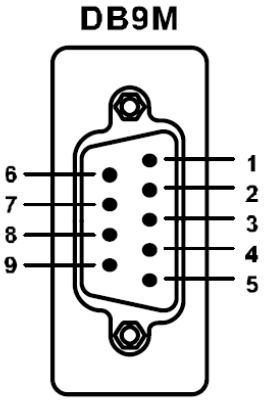

PIN	DB9M
TxD-	1
TxD+	2
RxD+	3
RxD-	4
GND	5

RS-485

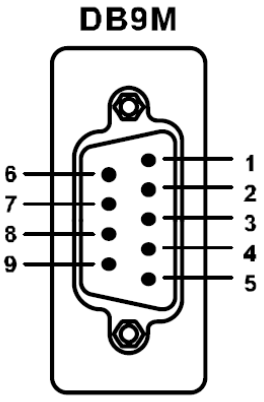

PIN	DB9M
Data--	1
Data+	2
-	3
-	4
GND	5

DB9 Female to 5-pin Terminal Block Adapter

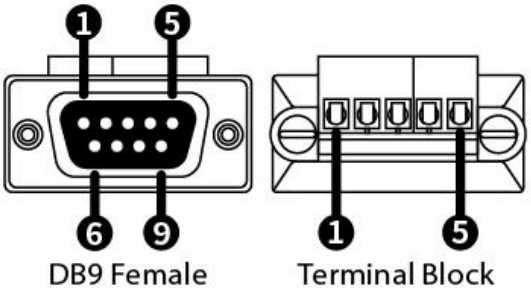

DB9 Female	1	2	3	4	5	6	7	8	9
Terminal Block	1	2	3	4	5	N.C.	N.C.	N.C.	N.C.

Package

Standard

- IDS308DW0, 8-port RS-232/422/485 Industrial Wireless Serial Device Server
- 4 dBi 2.4GHz WiFi Antenna x 1 pcs
- Din rail mounting kit x1 set
- DB9F to 5pin Terminal Block Adapter x1 pcs
- Quick Installation Guide



Optional Accessory

- DB9F to 5pin Terminal Block Adapter.

IDS304DW0

4-port RS-232/422/485
Industrial Wireless
Serial Device Server

Introduction

IDS304DW0 allows users to expand 4 RS-232/422/485 ports over Ethernet connection, With SUNIX DPL2000Q High-Performance Ethernet-UART controller, allowing you to network your existing serial devices with only basic configuration. SUNIX Device Server improves solution deployment efficiency to achieve greater reliability in industrial automation applications.

SUNIX Device Server series in order to keep system stable, it supports 2 ways 12~48VDC redundant power input. In addition, software enabled terminators, RS-232/422/485 interface selection are the best user experience, and as well built with many of SUNIX advanced features and technologies, making it the best solution for industrial and harsh automation applications.

Features

- Multi-serial ports supporting RS-232/422/485.
- Optional 10/100M Ethernet and 802.11 b/g/n WiFi.
- Support Real COM, TCP, and UDP socket mode.
- Configure via Telnet/Web/Windows utility
- 15KV ESD protection for all serial signal lines meeting IEC-61000-4-2 standard.
- Support two ways 12~48VDC redundant power input.
- Support Wall Mounting & DIN-rail Mounting Installation.
- Certified by CE, FCC, VCCI, BSMI, RoHS and Microsoft WHQL approval.

Specifications

Serial Communication

Interface	RS-232/422/485	**Baud rate**	50bps ~921.6Kbps
Controller	SUNIX DPL2000Q	**Stop bit**	1, 1.5, 2
BUS	Ethernet	**Parity**	even, odd, none, mark, space
No. of Port	4-port	**Flow Control**	Xon/Xoff (software)
FIFO	1Kbyte Hardware / per port	**Connector**	DB9 Male
Signal	RS-232: DCD, TxD, RxD, RTS, CTS, DTR, DSR, GND, RI RS-422: TxD+, TxD-, RxD+, RxD-, GND RS-485: Data+, Data-, GND		
Protection	• ±15KV ESD IEC6000-4-2 Air Discharge • ±8KV ESD IEC61000-4-2 Contact Discharge • ±4KV ESD IEC61000-4-2 Level2 Line-to-Line		

Software

Network Protocols	ICMP, IPv4, TCP, UDP, Telnet, ARP/RARP, HTTP, DHCP
Configuration Options	Web Console、Windows Utility、Telnet Console
Windows COM Drivers	Microsoft Client: Windows Vista / 7 / 8.1 / 10 (x86/x64) Microsoft Server: Windows Server 2008 / 2012R2 (X64)

Ethernet Communication

Number of Ports	1-port, Ethernet Switch Port
Speed	10/100 Mbps, auto MDI/MDIX
Connector	RJ45
Magnetic Isolation Protection	1.0K Built-in

Wireless Communication

Standard Compliance	802.11 b/g/n
ISM Band	2.4GHz
Network Modes	Infrastructure, Ad-Hoc
Transmit Power	802.11n: 13.5dBm ± 1.5dBm
Receive Sensitivity	150M：-68dBm@10% PER; 130M：-68dBm@10% PER 108M：-68dBm@10% PER; 54M：-72dBm@10% PER 11M：-85dBm@10% PER; 6M：-88dBm@10% PER
Wireless Security	• OpenWEP、SharedWEP • WEPAuto、WPA、 WPA2、 WPA2-PSK • WPAPSKWPA2PSK • WPA1WPA2 (WPA and WPA2 hybrid mode) • 802.1x
Antenna Connector	RP SMA Jack
Antenna	Frequency：2.4G ~ 2.5GMHz Peak gain： 4 dBi Impedance：50 Ω Connector ：RP SMA PLUG Length ：163 (mm)

Power Requirements

Input Voltage	12V ~ 48VDC
Power Consumption	12W @ 12VDC
Connector	T3-pin Terminal Block ϕ2.0mm DC-Jack

Regulatory Approvals

Hardware EMC	• EUR: CE EN55022 Class A, EN55024 • US: FCC Part 15 Class A • TAIWAN: BSMI: CNS13438 • AS/NZS: C-Tick: CISPR22 AS/NZS • JAPAN: VCCI

Environment

Operation Temperature	0 to 80°C (32 to 176°F)
Operation Humidity	5 to 95% RH (non-condensing)
Storage Temperature	-10 to 85°C (-14 to 185°F)

Physical Characteristics

Housing	Metal IP30 Standard
Weight	826 g
Installation	Wall Mounting & DIN-rail Mounting Kit
Dimensions	54 x168 x112(mm), 2.1 x 6.6 x 4.4 (inch) 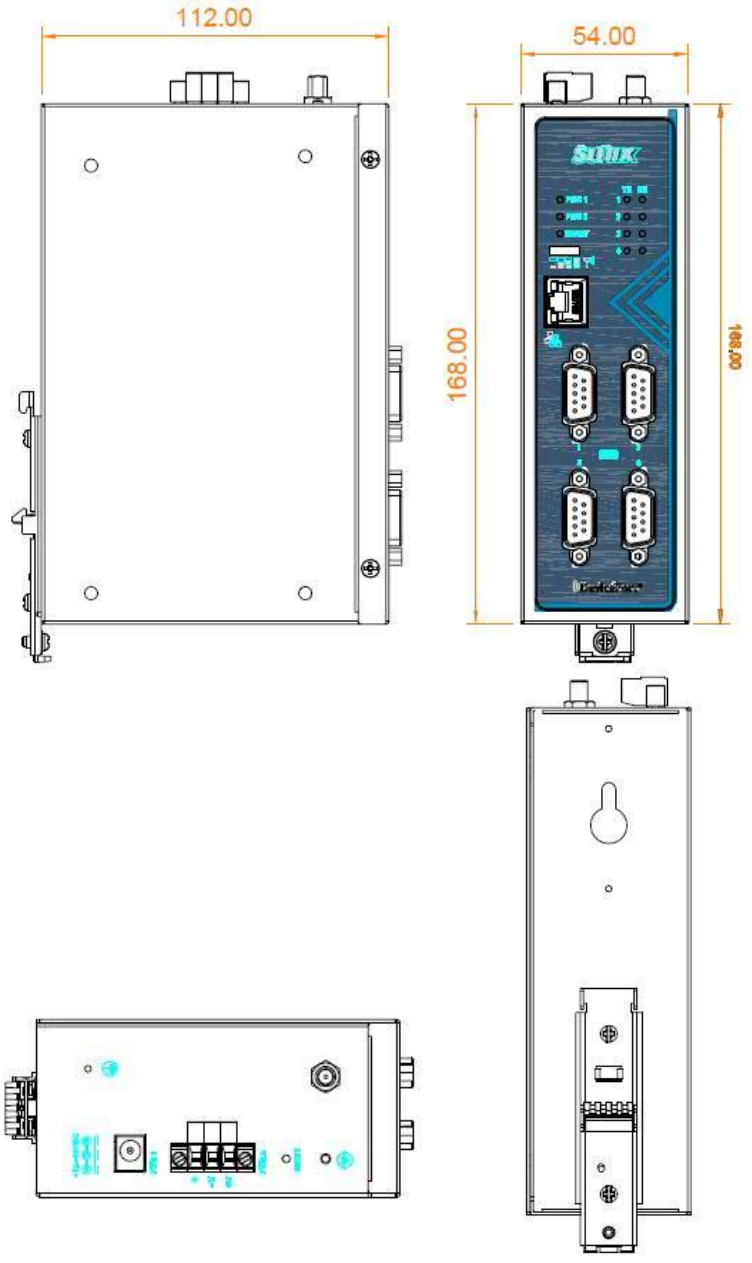

Pin Assignment

RS-232

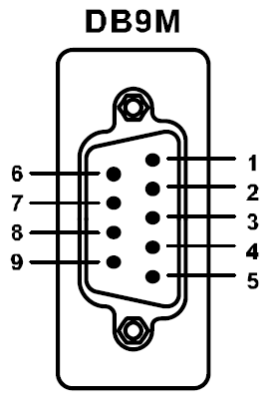

PIN	DB9M
DCD	1
RxD	2
TxD	3
DTR	4
GND	5
DSR	6
RTS	7
CTS	8
RI	9

RS-422

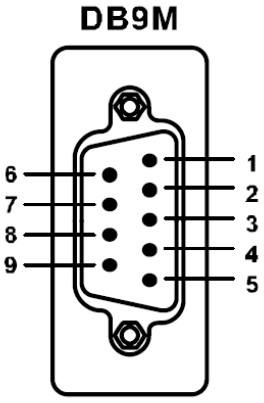

PIN	DB9M
TxD-	1
TxD+	2
RxD+	3
RxD-	4
GND	5

RS-485

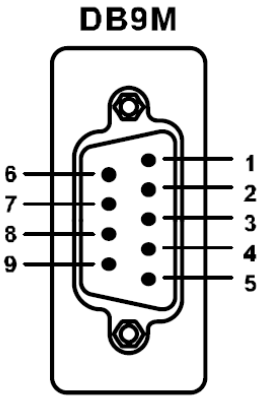

PIN	DB9M
Data--	1
Data+	2
-	3
-	4
GND	5

DB9 Female to 5-pin Terminal Block Adapter

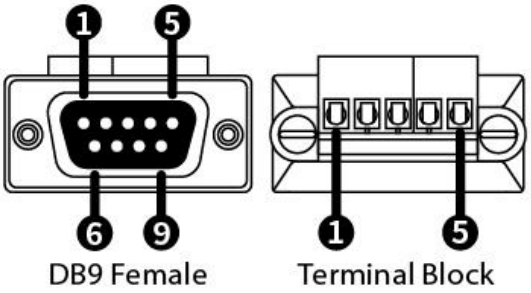

DB9 Female	1	2	3	4	5	6	7	8	9
Terminal Block	1	2	3	4	5	N.C.	N.C.	N.C.	N.C.

Package

Standard

- IDS304DW0, 4-port RS-232/422/485 Industrial Wireless Serial Device Server
- 4 dBi 2.4GHz WiFi Antenna x 1 pcs
- Din rail mounting kit x1 set
- DB9F to 5pin Terminal Block Adapter x1 pcs
- Quick Installation Guide



Optional Accessory

- DB9F to 5pin Terminal Block Adapter.

IDS304DWS

4-port RS-232/422/485
Industrial Wireless
Serial Device Server
with Surge & Isolation

Introduction

IDS304DWS allows users to expand 4 RS-232/422/485 ports over Ethernet connection, With SUNIX DPL2000Q High-Performance Ethernet-UART controller, allowing you to network your existing serial devices with only basic configuration. SUNIX Device Server improves solution deployment efficiency to achieve greater reliability in industrial automation applications.

SUNIX Device Server series are provided with Surge Suppressor, ESD Discharge Transceiver, and optical isolators which achieve on power and serial signal lines to protect your equipment against damages from ground loops, increasing system reliability in harsh environments. To keep system stable, it supports 2 ways 12~48VDC redundant power input. In addition, software enabled terminators, RS-232/422/485 interface selection are the best user experience, and as well built with many of SUNIX advanced features and technologies, making it the best solution for industrial and harsh automation applications.

Features

- Multi-serial ports supporting RS-232/422/485.
- Optional 10/100M Ethernet and 802.11 b/g/n WiFi.
- Support Real COM, TCP, and UDP socket mode.
- Configure via Telnet/Web/Windows utility.
- 15KV ESD protection for all serial signal lines meeting IEC-61000-4-2 standard.
- 2KV Surge protection for all serial signal lines meeting IEC-61000-4-5 Level 3 standard.
- 1.5KV Isolation protection for all serial signal lines meeting IEC60747-5-5 standard.
- Support two ways 12~48VDC redundant power input.
- Support Wall Mounting & DIN-rail Mounting Installation.
- Certified by CE, FCC, VCCI, BSMI, RoHS and Microsoft WHQL approval.

Specifications

Serial Communication

Interface	RS-232/422/485	**Baud rate**	50bps ~921.6Kbps
Controller	SUNIX DPL2000Q	**Stop bit**	1, 1.5, 2
BUS	Ethernet	**Parity**	even, odd, none, mark, space
No. of Port	4-port	**Flow Control**	Xon/Xoff (software)
FIFO	1Kbyte Hardware / per port	**Connector**	DB9 Male
Signal	RS-232: DCD, TxD, RxD, RTS, CTS, DTR, DSR, GND, RI RS-422: TxD+, TxD-, RxD+, RxD-, GND RS-485: Data+, Data-, GND		
Protection	• ±15KV ESD IEC6000-4-2 Air Discharge • ±8KV ESD IEC61000-4-2 Contact Discharge • ±4KV ESD IEC61000-4-2 Level2 Line-to-Line • 2KV Surge IEC61000-4-5 Level 3 Surge Immunity Test • 1.5 KV Isolation IEC60747-5-5 Hi-Pot		

Software

Network Protocols	ICMP, IPv4, TCP, UDP, Telnet, ARP/RARP, HTTP, DHCP
Configuration Options	Web Console、Windows Utility、Telnet Console
Windows COM Drivers	Microsoft Client: Windows Vista / 7 / 8.1 / 10 (x86/x64) Microsoft Server: Windows Server 2008 / 2012R2 (X64)

Ethernet Communication

Number of Ports	1-port, Ethernet Switch Port
Speed	10/100 Mbps, auto MDI/MDIX
Connector	RJ45
Magnetic Isolation Protection	1.0K Built-in

Wireless Communication

Standard Compliance	802.11 b/g/n
ISM Band	2.4GHz
Network Modes	Infrastructure, Ad-Hoc
Transmit Power	802.11n: 13.5dBm ± 1.5dBm
Receive Sensitivity	150M：-68dBm@10% PER; 130M：-68dBm@10% PER 108M：-68dBm@10% PER; 54M：-72dBm@10% PER 11M：-85dBm@10% PER; 6M：-88dBm@10% PER
Wireless Security	• OpenWEP、SharedWEP • WEPAuto、WPA、 WPA2、 WPA2-PSK • WPAPSKWPA2PSK • WPA1WPA2 (WPA and WPA2 hybrid mode) • 802.1x
Antenna Connector	RP SMA Jack
Antenna	Frequency：2.4G ~ 2.5GMHz Peak gain： 4 dBi Impedance：50 Ω Connector ：RP SMA PLUG Length ：163 (mm)

Power Requirements

Input Voltage	12V ~ 48VDC
Power Consumption	12W @ 12VDC
Connector	3-pin Terminal Block ϕ2.0mm DC-Jack

Regulatory Approvals

Hardware EMC	• EUR: CE EN55022 Class A, EN55024 • US: FCC Part 15 Class A • TAIWAN: BSMI: CNS13438 • JAPAN: VCCI

Environment

Operation Temperature	0 to 80°C (32 to 176°F)
Operation Humidity	5 to 95% RH (non-condensing)
Storage Temperature	-10 to 85°C (-14 to 185°F)

Physical Characteristics

Housing	Metal IP30 Standard
Weight	826 g
Installation	Wall Mounting & DIN-rail Mounting Kit
Dimensions	54 x168 x112(mm), 2.1 x 6.6 x 4.4 (inch) 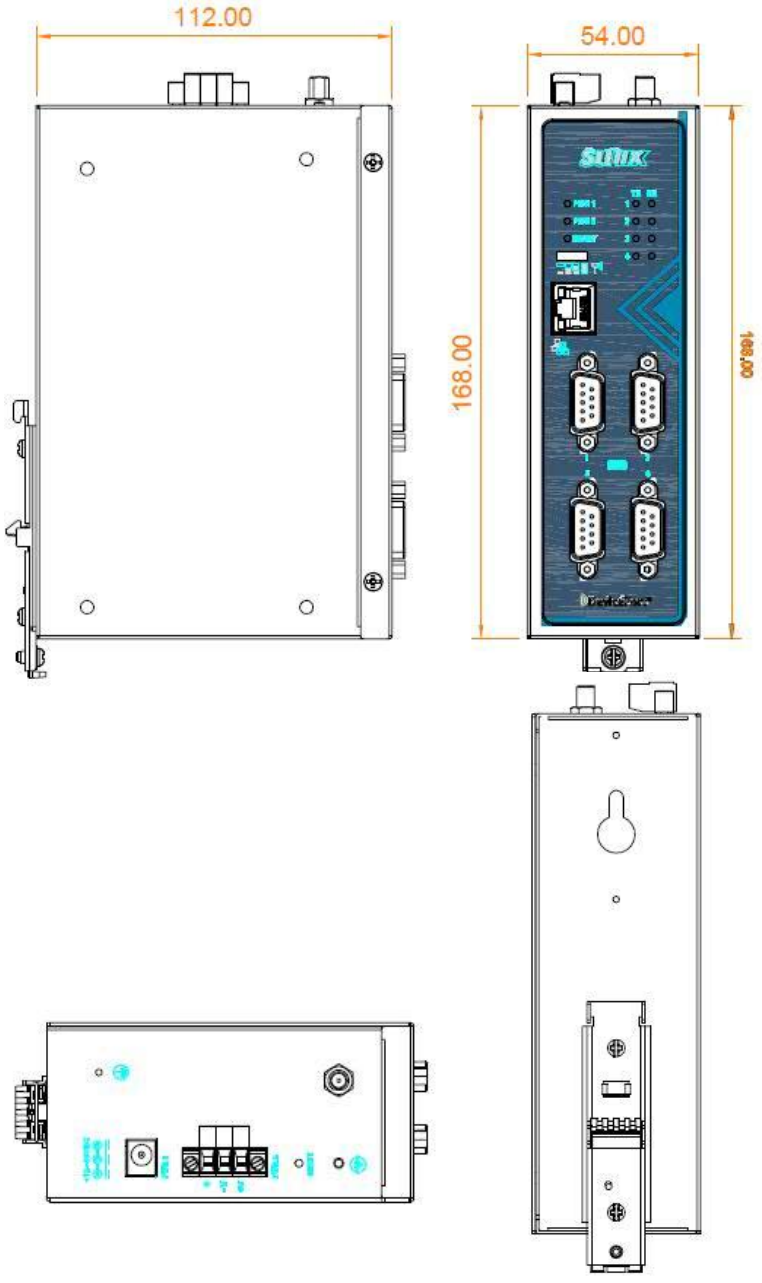

Pin Assignment

- RS-232

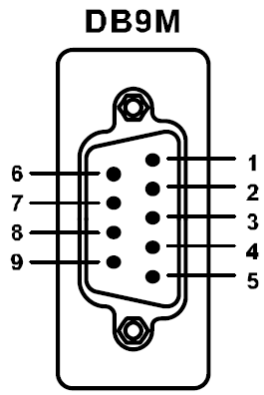

PIN	DB9M
DCD	1
RxD	2
TxD	3
DTR	4
GND	5
DSR	6
RTS	7
CTS	8
RI	9

- RS-422

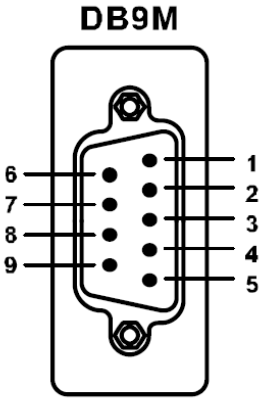

PIN	DB9M
TxD-	1
TxD+	2
RxD+	3
RxD-	4
GND	5

- RS-485

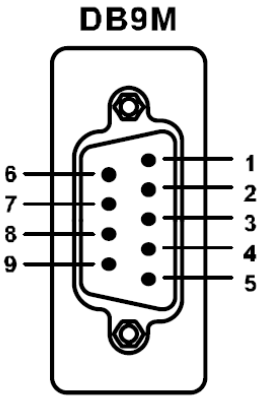

PIN	DB9M
Data--	1
Data+	2
-	3
-	4
GND	5

- DB9 Fem Block Adapter

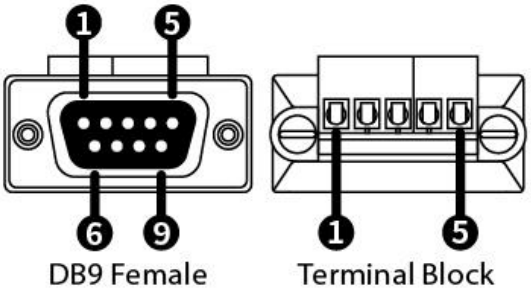

DB9 Female	1	2	3	4	5	6	7	8	9
Terminal Block	1	2	3	4	5	N.C.	N.C.	N.C.	N.C.

Package

Standard

- IDS304DWS, 4-port RS-232/422/485 Industrial Wireless Serial Device Server with Surge & Isolation
- 4 dBi 2.4GHz WiFi Antenna x 1 pcs
- Din rail mounting kit x1 set
- DB9F to 5pin Terminal Block Adapter x1 pcs
- Quick Installation Guide



Optional Accessory

- DB9F to 5pin Terminal Block Adapter.

IDS302DW0

2-port RS-232/422/485
Industrial Wireless
Serial Device Server

Introduction

IDS302DW0 allows users to expand 2 RS-232/422/485 ports over Ethernet connection, With SUNIX DPL2000Q High-Performance Ethernet-UART controller, allowing you to network your existing serial devices with only basic configuration. SUNIX Device Server improves solution deployment efficiency to achieve greater reliability in industrial automation applications.

SUNIX Device Server series in order to keep system stable, it supports 2 ways 12~48VDC redundant power input. In addition, software enabled terminators, RS-232/422/485 interface selection are the best user experience, and as well built with many of SUNIX advanced features and technologies, making it the best solution for industrial and harsh automation applications.

Features

- Multi-serial ports supporting RS-232/422/485.
- Optional 10/100M Ethernet and 802.11 b/g/n WiFi.
- Support Real COM, TCP, and UDP socket mode.
- Configure via Telnet/Web/Windows utility.
- 15KV ESD protection for all serial signal lines meeting IEC-61000-4-2 standard.
- Support two ways 12~48VDC redundant power input.
- Support Wall Mounting & DIN-rail Mounting Installation.
- Certified by CE, FCC, VCCI, BSMI, RoHS and Microsoft WHQL approval.

Specifications

Serial Communication

Interface	RS-232/422/485	**Baud rate**	50bps ~921.6Kbps
Controller	SUNIX DPL2000Q	**Stop bit**	1, 1.5, 2
BUS	Ethernet	**Parity**	even, odd, none, mark, space
No. of Port	2-port	**Flow Control**	Xon/Xoff (software)
FIFO	1Kbyte Hardware / per port	**Connector**	DB9 Male
Signal	RS-232: DCD, TxD, RxD, RTS, CTS, DTR, DSR, GND, RI RS-422: TxD+, TxD-, RxD+, RxD-, GND RS-485: Data+, Data-, GND		
Protection	• ±15KV ESD IEC6000-4-2 Air Discharge • ±8KV ESD IEC61000-4-2 Contact Discharge • ±4KV ESD IEC61000-4-2 Level2 Line-to-Line		

Software

Network Protocols	ICMP, IPv4, TCP, UDP, Telnet, ARP/RARP, HTTP, DHCP
Configuration Options	Web Console、Windows Utility、Telnet Console
Windows COM Drivers	Microsoft Client: Windows Vista / 7 / 8.1 / 10 (x86/x64) Microsoft Server: Windows Server 2008 / 2012R2 (X64)

Ethernet Communication

Number of Ports	1-port, Ethernet Switch Port
Speed	10/100 Mbps, auto MDI/MDIX
Connector	RJ45
Magnetic Isolation Protection	1.0K Built-in

Wireless Communication

Standard Compliance	802.11 b/g/n
ISM Band	2.4GHz
Network Modes	Infrastructure, Ad-Hoc
Transmit Power	802.11n: 13.5dBm ± 1.5dBm
Receive Sensitivity	150M：-68dBm@10% PER; 130M：-68dBm@10% PER 108M：-68dBm@10% PER; 54M：-72dBm@10% PER 11M：-85dBm@10% PER; 6M：-88dBm@10% PER
Wireless Security	• OpenWEP、SharedWEP • WEPAuto、WPA、 WPA2、 WPA2-PSK • WPAPSKWPA2PSK • WPA1WPA2 (WPA and WPA2 hybrid mode) • 802.1x
Antenna Connector	RP SMA Jack
Antenna	Frequency：2.4G ~ 2.5GMHz Peak gain： 4 dBi Impedance：50 Ω Connector ：RP SMA PLUG Length ：163 (mm)

Power Requirements

Input Voltage	12V ~ 48VDC
Power Consumption	12W @ 12VDC
Connector	T3-pin Terminal Block ϕ2.0mm DC-Jack

Regulatory Approvals

Hardware EMC	• EUR: CE EN55022 Class A, EN55024 • US: FCC Part 15 Class A • TAIWAN: BSMI: CNS13438 • JAPAN: VCCI

Environment

Operation Temperature	0 to 80°C (32 to 176°F)
Operation Humidity	5 to 95% RH (non-condensing)
Storage Temperature	-10 to 85°C (-14 to 185°F)

Physical Characteristics

Housing	Metal IP30 Standard
Weight	800 g
Installation	Wall Mounting & DIN-rail Mounting Kit
Dimensions	54 x168 x112(mm), 2.1 x 6.6 x 4.4 (inch) 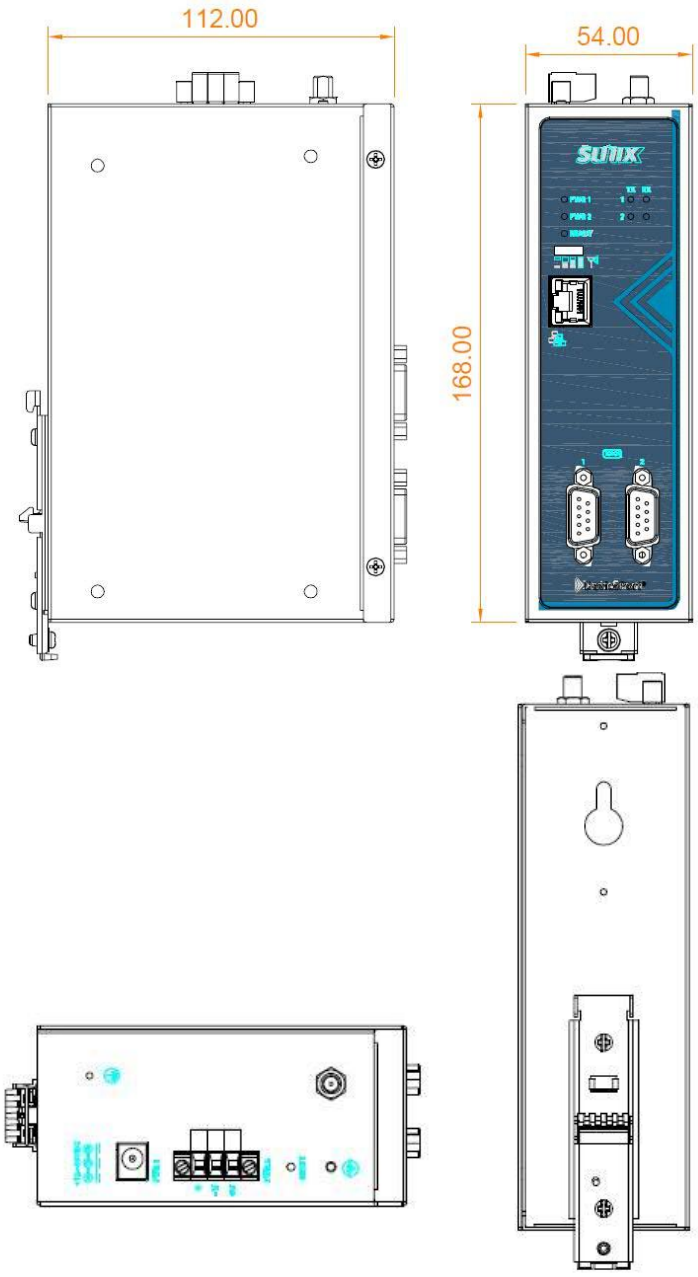

Pin Assignment

RS-232

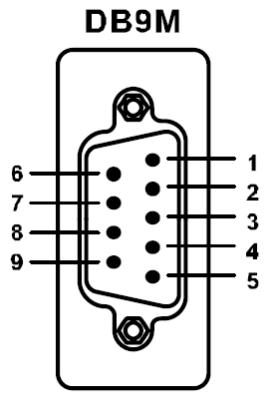

PIN	DB9M
DCD	1
RxD	2
TxD	3
DTR	4
GND	5
DSR	6
RTS	7
CTS	8
RI	9

RS-422

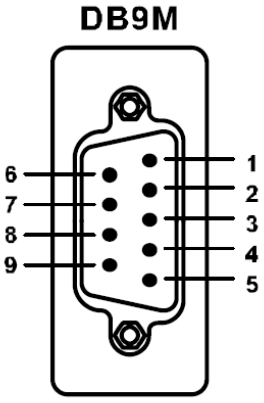

PIN	DB9M
TxD-	1
TxD+	2
RxD+	3
RxD-	4
GND	5

RS-485

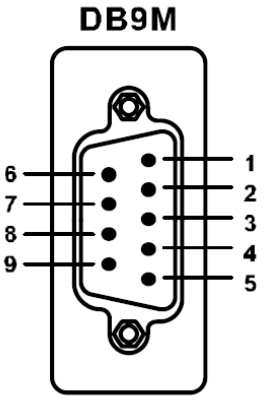

PIN	DB9M
Data--	1
Data+	2
-	3
-	4
GND	5

DB9 Female to 5-pin Terminal Block Adapter

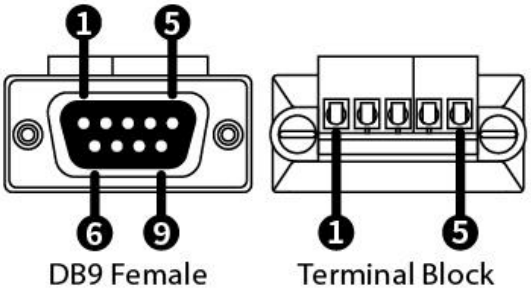

DB9 Female	1	2	3	4	5	6	7	8	9
Terminal Block	1	2	3	4	5	N.C.	N.C.	N.C.	N.C.

Package

Standard

- IDS302DW0, 2-port RS-232/422/485 Industrial Wireless Serial Device Server
- 4 dBi 2.4GHz WiFi Antenna x 1 pcs
- Din rail mounting kit x1 set
- DB9F to 5pin Terminal Block Adapter x1 pcs
- Quick Installation Guide

Optional Accessory

- DB9F to 5pin Terminal Block Adapter

IDS302DWS

2-port RS-232/422/485
Industrial Wireless
Serial Device Server
with Surge & Isolation

Introduction

IDS302DWS allows users to expand 2 RS-232/422/485 ports over Ethernet connection, With SUNIX DPL2000Q High-Performance Ethernet-UART controller, allowing you to network your existing serial devices with only basic configuration. SUNIX Device Server improves solution deployment efficiency to achieve greater reliability in industrial automation applications.

SUNIX Device Server series are provided with Surge Suppressor, ESD Discharge Transceiver, and optical isolators which achieve on power and serial signal lines to protect your equipment against damages from ground loops, increasing system reliability in harsh environments. To keep system stable, it supports 2 ways 12~48VDC redundant power input. In addition, software enabled terminators, RS-232/422/485 interface selection are the best user experience, and as well built with many of SUNIX advanced features and technologies, making it the best solution for industrial and harsh automation applications.

Features

- Multi-serial ports supporting RS-232/422/485.
- Optional 10/100M Ethernet and 802.11 b/g/n WiFi.
- Support Real COM, TCP, and UDP socket mode.
- Configure via Telnet/Web/Windows utility.
- 15KV ESD protection for all serial signal lines meeting IEC-61000-4-2 standard.
- 2KV Surge protection for all serial signal lines meeting IEC-61000-4-5 Level 3 standard.
- 1.5KV Isolation protection for all serial signal lines meeting IEC60747-5-5 standard.
- Support two ways 12~48VDC redundant power input.
- Support Wall Mounting & DIN-rail Mounting Installation.
- Certified by CE, FCC, VCCI, BSMI, RoHS and Microsoft WHQL approval.

Specifications

Serial Communication

Interface	RS-232/422/485	**Baud rate**	50bps ~921.6Kbps
Controller	SUNIX DPL2000Q	**Stop bit**	1, 1.5, 2
BUS	Ethernet	**Parity**	even, odd, none, mark, space
No. of Port	2-port	**Flow Control**	Xon/Xoff (software)
FIFO	1Kbyte Hardware / per port	**Connector**	DB9 Male
Signal	RS-232: DCD, TxD, RxD, RTS, CTS, DTR, DSR, GND, RI RS-422: TxD+, TxD-, RxD+, RxD-, GND RS-485: Data+, Data-, GND		
Protection	• ±15KV ESD IEC6000-4-2 Air Discharge • ±8KV ESD IEC61000-4-2 Contact Discharge • ±4KV ESD IEC61000-4-2 Level2 Line-to-Line • 2KV Surge IEC61000-4-5 Level 3 Surge Immunity Test • 1.5 KV Isolation IEC60747-5-5 Hi-Pot		

Software

Network Protocols	ICMP, IPv4, TCP, UDP, Telnet, ARP/RARP, HTTP, DHCP
Configuration Options	Web Console、Windows Utility、Telnet Console
Windows COM Drivers	Microsoft Client: Windows Vista / 7 / 8.1 / 10 (x86/x64) Microsoft Server: Windows Server 2008 / 2012R2 (X64)

Ethernet Communication

Number of Ports	1-port, Ethernet Switch Port
Speed	10/100 Mbps, auto MDI/MDIX
Connector	RJ45
Magnetic Isolation Protection	1.0K Built-in

Wireless Communication

Standard Compliance	802.11 b/g/n
ISM Band	2.4GHz
Network Modes	Infrastructure, Ad-Hoc
Transmit Power	802.11n: 13.5dBm ± 1.5dBm
Receive Sensitivity	150M：-68dBm@10% PER; 130M：-68dBm@10% PER 108M：-68dBm@10% PER; 54M：-72dBm@10% PER 11M：-85dBm@10% PER; 6M：-88dBm@10% PER
Wireless Security	• OpenWEP、SharedWEP • WEPAuto、WPA、 WPA2、 WPA2-PSK • WPAPSKWPA2PSK • WPA1WPA2 (WPA and WPA2 hybrid mode) • 802.1x
Antenna Connector	RP SMA Jack
Antenna	Frequency：2.4G ~ 2.5GMHz Peak gain： 4 dBi Impedance：50 Ω Connector ：RP SMA PLUG Length ：163 (mm)

Power Requirements

Input Voltage	12V ~ 48VDC
Power Consumption	12W @ 12VDC
Connector	3-pin Terminal Block ϕ2.0mm DC-Jack

Regulatory Approvals

Hardware EMC	• EUR: CE EN55022 Class A, EN55024 • US: FCC Part 15 Class A • TAIWAN: BSMI: CNS13438 • JAPAN: VCCI

Environment

Operation Temperature	0 to 80°C (32 to 176°F)
Operation Humidity	5 to 95% RH (non-condensing)
Storage Temperature	-10 to 85°C (-14 to 185°F)

Physical Characteristics

Housing	Metal IP30 Standard
Weight	800 g
Installation	Wall Mounting & DIN-rail Mounting Kit
Dimensions	54 x168 x112(mm), 2.1 x 6.6 x 4.4 (inch) 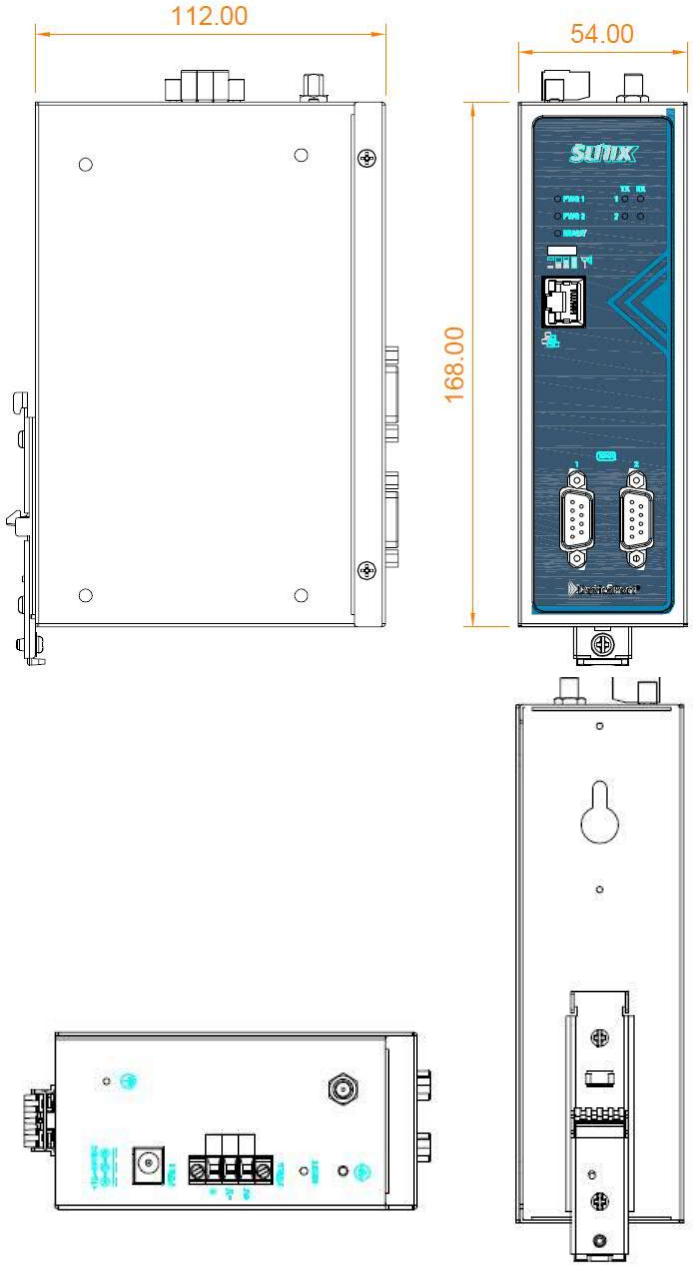

Pin Assignment

RS-232

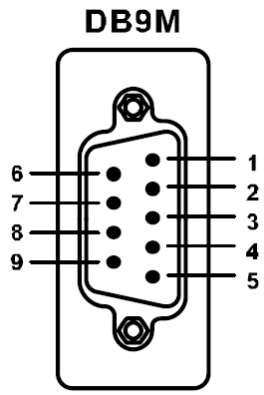

PIN	DB9M
DCD	1
RxD	2
TxD	3
DTR	4
GND	5
DSR	6
RTS	7
CTS	8
RI	9

RS-422

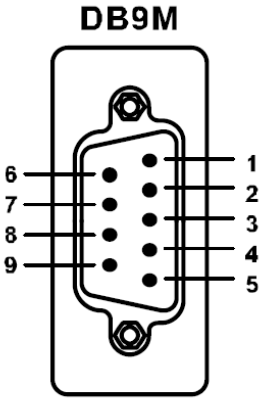

PIN	DB9M
TxD-	1
TxD+	2
RxD+	3
RxD-	4
GND	5

RS-485

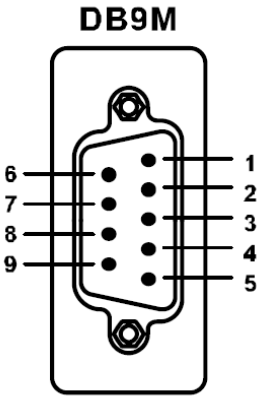

PIN	DB9M
Data--	1
Data+	2
-	3
-	4
GND	5

DB9 Female to 5-pin Terminal Block Adapter

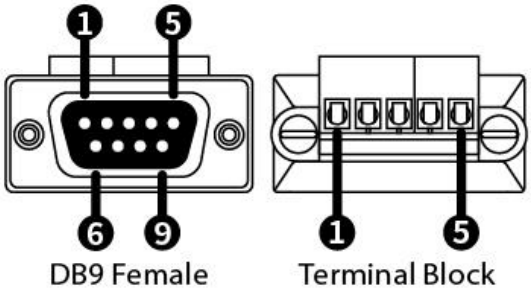

DB9 Female	1	2	3	4	5	6	7	8	9
Terminal Block	1	2	3	4	5	N.C.	N.C.	N.C.	N.C.

Package

Standard

- IDS302DWS, 2-port RS-232/422/485 Industrial Wireless Serial Device Server with Surge & Isolation
- 4 dBi 2.4GHz WiFi Antenna x 1 pcs
- Din rail mounting kit x1 set
- DB9F to 5pin Terminal Block Adapter x1 pcs
- Quick Installation Guide



Optional Accessory

- DB9F to 5pin Terminal Block Adapter.

Product Family

■ RS-232/422/485

Port	LAN Port	WiFi	Connector	Baud Rate	ESD Protection	Surge Protection	Isolation Protection	Wide Temp	Model
8	10/100	2.4G	DB9M	921.6Kbps	±15KV	x	x	x	IDS308DW0
8	10/100	2.4G	DB9M	921.6Kbps	±15KV	2KV	1.5KV	x	IDS308DWS
8	10/100	2.4G	DB9M	921.6Kbps	±15KV	x	x	o	IDS308DWT
8	10/100	2.4G	DB9M	921.6Kbps	±15KV	2KV	1.5KV	o	IDS308DWW
8	10/100	x	DB9M	921.6Kbps	±15KV	x	x	x	IDS308D00
8	10/100	x	DB9M	921.6Kbps	±15KV	2KV	1.5KV	x	IDS308D0S
8	10/100	x	DB9M	921.6Kbps	±15KV	x	x	o	IDS308D0T
8	10/100	x	DB9M	921.6Kbps	±15KV	2KV	1.5KV	o	IDS308D0W
4	10/100	2.4G	DB9M	921.6Kbps	±15KV	x	x	x	IDS304DW0
4	10/100	2.4G	DB9M	921.6Kbps	±15KV	2KV	1.5KV	x	IDS304DWS
4	10/100	2.4G	DB9M	921.6Kbps	±15KV	x	x	o	IDS304DWT
4	10/100	2.4G	DB9M	921.6Kbps	±15KV	2KV	1.5KV	o	IDS304DWW
4	10/100	x	DB9M	921.6Kbps	±15KV	x	x	x	IDS304D00
4	10/100	x	DB9M	921.6Kbps	±15KV	2KV	1.5KV	x	IDS304D0S
4	10/100	x	DB9M	921.6Kbps	±15KV	x	x	o	IDS304D0T
4	10/100	x	DB9M	921.6Kbps	±15KV	2KV	1.5KV	o	IDS304D0W
2	10/100	2.4G	DB9M	921.6Kbps	±15KV	x	x	x	IDS302DW0
2	10/100	2.4G	DB9M	921.6Kbps	±15KV	2KV	1.5KV	x	IDS302DWS
2	10/100	2.4G	DB9M	921.6Kbps	±15KV	x	x	o	IDS302DWT
2	10/100	2.4G	DB9M	921.6Kbps	±15KV	2KV	1.5KV	o	IDS302DWW
2	10/100	x	DB9M	921.6Kbps	±15KV	x	x	x	IDS302D00
2	10/100	x	DB9M	921.6Kbps	±15KV	2KV	1.5KV	x	IDS302D0S
2	10/100	x	DB9M	921.6Kbps	±15KV	x	x	o	IDS302D0T
2	10/100	x	DB9M	921.6Kbps	±15KV	2KV	1.5KV	o	IDS302D0W
1	10/100	2.4G	DB9M	921.6Kbps	±15KV	x	x	x	IDS301DW0
1	10/100	2.4G	DB9M	921.6Kbps	±15KV	2KV	1.5KV	x	IDS301DWS
1	10/100	2.4G	DB9M	921.6Kbps	±15KV	x	x	o	IDS301DWT
1	10/100	2.4G	DB9M	921.6Kbps	±15KV	2KV	1.5KV	o	IDS301DWW
1	10/100	x	DB9M	921.6Kbps	±15KV	x	x	x	IDS301D00
1	10/100	x	DB9M	921.6Kbps	±15KV	2KV	1.5KV	x	IDS301D0S
1	10/100	x	DB9M	921.6Kbps	±15KV	x	x	o	IDS301D0T
1	10/100	x	DB9M	921.6Kbps	±15KV	2KV	1.5KV	o	IDS301D0W

■ RS-422/485

Port	LAN Port	WiFi	Connector	Baud Rate	ESD Protection	Surge Protection	Isolation Protection	Wide Temp	Model
8	10/100	2.4G	DB9M	921.6Kbps	±15KV	x	x	x	IDSD08DW0
8	10/100	2.4G	DB9M	921.6Kbps	±15KV	2KV	1.5KV	x	IDSD08DWS
8	10/100	2.4G	DB9M	921.6Kbps	±15KV	x	x	o	IDSD08DWT
8	10/100	2.4G	DB9M	921.6Kbps	±15KV	2KV	1.5KV	o	IDSD08DWW
8	10/100	x	DB9M	921.6Kbps	±15KV	x	x	x	IDSD08D00
8	10/100	x	DB9M	921.6Kbps	±15KV	2KV	1.5KV	x	IDSD08D0S
8	10/100	x	DB9M	921.6Kbps	±15KV	x	x	o	IDSD08D0T
8	10/100	x	DB9M	921.6Kbps	±15KV	2KV	1.5KV	o	IDSD08D0W
4	10/100	2.4G	DB9M	921.6Kbps	±15KV	x	x	x	IDSD04DW0
4	10/100	2.4G	DB9M	921.6Kbps	±15KV	2KV	1.5KV	x	IDSD04DWS
4	10/100	2.4G	DB9M	921.6Kbps	±15KV	x	x	o	IDSD04DWT
4	10/100	2.4G	DB9M	921.6Kbps	±15KV	2KV	1.5KV	o	IDSD04DWW
4	10/100	x	DB9M	921.6Kbps	±15KV	x	x	x	IDSD04D00
4	10/100	x	DB9M	921.6Kbps	±15KV	2KV	1.5KV	x	IDSD04D0S
4	10/100	x	DB9M	921.6Kbps	±15KV	x	x	o	IDSD04D0T
4	10/100	x	DB9M	921.6Kbps	±15KV	2KV	1.5KV	o	IDSD04D0W
2	10/100	2.4G	DB9M	921.6Kbps	±15KV	x	x	x	IDSD02DW0
2	10/100	2.4G	DB9M	921.6Kbps	±15KV	2KV	1.5KV	x	IDSD02DWS
2	10/100	2.4G	DB9M	921.6Kbps	±15KV	x	x	o	IDSD02DWT
2	10/100	2.4G	DB9M	921.6Kbps	±15KV	2KV	1.5KV	o	IDSD02DWW
2	10/100	x	DB9M	921.6Kbps	±15KV	x	x	x	IDSD02D00
2	10/100	x	DB9M	921.6Kbps	±15KV	2KV	1.5KV	x	IDSD02D0S
2	10/100	x	DB9M	921.6Kbps	±15KV	x	x	o	IDSD02D0T
2	10/100	x	DB9M	921.6Kbps	±15KV	2KV	1.5KV	o	IDSD02D0W
1	10/100	2.4G	DB9M	921.6Kbps	±15KV	x	x	x	IDSD01DW0
1	10/100	2.4G	DB9M	921.6Kbps	±15KV	2KV	1.5KV	x	IDSD01DWS
1	10/100	2.4G	DB9M	921.6Kbps	±15KV	x	x	o	IDSD01DWT
1	10/100	2.4G	DB9M	921.6Kbps	±15KV	2KV	1.5KV	o	IDSD01DWW
1	10/100	x	DB9M	921.6Kbps	±15KV	x	x	x	IDSD01D00
1	10/100	x	DB9M	921.6Kbps	±15KV	2KV	1.5KV	x	IDSD01D0S
1	10/100	x	DB9M	921.6Kbps	±15KV	x	x	o	IDSD01D0T
1	10/100	x	DB9M	921.6Kbps	±15KV	2KV	1.5KV	o	IDSD01D0W

RS-485

Port	LAN Port	WiFi	Connector	Baud Rate	ESD Protection	Surge Protection	Isolation Protection	Wide Temp	Model
8	10/100	2.4G	DB9M	921.6Kbps	±15KV	x	x	x	IDSE08DW0
8	10/100	2.4G	DB9M	921.6Kbps	±15KV	2KV	1.5KV	x	IDSE08DWS
8	10/100	2.4G	DB9M	921.6Kbps	±15KV	x	x	o	IDSE08DWT
8	10/100	2.4G	DB9M	921.6Kbps	±15KV	2KV	1.5KV	o	IDSE08DWW
8	10/100	x	DB9M	921.6Kbps	±15KV	x	x	x	IDSE08D00
8	10/100	x	DB9M	921.6Kbps	±15KV	2KV	1.5KV	x	IDSE08D0S
8	10/100	x	DB9M	921.6Kbps	±15KV	x	x	o	IDSE08D0T
8	10/100	x	DB9M	921.6Kbps	±15KV	2KV	1.5KV	o	IDSE08D0W
4	10/100	2.4G	DB9M	921.6Kbps	±15KV	x	x	x	IDSE04DW0
4	10/100	2.4G	DB9M	921.6Kbps	±15KV	2KV	1.5KV	x	IDSE04DWS
4	10/100	2.4G	DB9M	921.6Kbps	±15KV	x	x	o	IDSE04DWT
4	10/100	2.4G	DB9M	921.6Kbps	±15KV	2KV	1.5KV	o	IDSE04DWW
4	10/100	x	DB9M	921.6Kbps	±15KV	x	x	x	IDSE04D00
4	10/100	x	DB9M	921.6Kbps	±15KV	2KV	1.5KV	x	IDSE04D0S
4	10/100	x	DB9M	921.6Kbps	±15KV	x	x	o	IDSE04D0T
4	10/100	x	DB9M	921.6Kbps	±15KV	2KV	1.5KV	o	IDSE04D0W
2	10/100	2.4G	DB9M	921.6Kbps	±15KV	x	x	x	IDSE02DW0
2	10/100	2.4G	DB9M	921.6Kbps	±15KV	2KV	1.5KV	x	IDSE02DWS
2	10/100	2.4G	DB9M	921.6Kbps	±15KV	x	x	o	IDSE02DWT
2	10/100	2.4G	DB9M	921.6Kbps	±15KV	2KV	1.5KV	o	IDSE02DWW
2	10/100	x	DB9M	921.6Kbps	±15KV	x	x	x	IDSE02D00
2	10/100	x	DB9M	921.6Kbps	±15KV	2KV	1.5KV	x	IDSE02D0S
2	10/100	x	DB9M	921.6Kbps	±15KV	x	x	o	IDSE02D0T
2	10/100	x	DB9M	921.6Kbps	±15KV	2KV	1.5KV	o	IDSE02D0W
1	10/100	2.4G	DB9M	921.6Kbps	±15KV	x	x	x	IDSE01DW0
1	10/100	2.4G	DB9M	921.6Kbps	±15KV	2KV	1.5KV	x	IDSE01DWS
1	10/100	2.4G	DB9M	921.6Kbps	±15KV	x	x	o	IDSE01DWT
1	10/100	2.4G	DB9M	921.6Kbps	±15KV	2KV	1.5KV	o	IDSE01DWW
1	10/100	x	DB9M	921.6Kbps	±15KV	x	x	x	IDSE01D00
1	10/100	x	DB9M	921.6Kbps	±15KV	2KV	1.5KV	x	IDSE01D0S
1	10/100	x	DB9M	921.6Kbps	±15KV	x	x	o	IDSE01D0T
1	10/100	x	DB9M	921.6Kbps	±15KV	2KV	1.5KV	o	IDSE01D0W

RS-232

Port	LAN Port	WiFi	Connector	Baud Rate	ESD Protection	Surge Protection	Isolation Protection	Wide Temp	Model
8	10/100	2.4G	DB9M	921.6Kbps	±15KV	x	x	x	IDSD08DW0
8	10/100	2.4G	DB9M	921.6Kbps	±15KV	2KV	1.5KV	x	IDSD08DWS
8	10/100	2.4G	DB9M	921.6Kbps	±15KV	x	x	o	IDSD08DWT
8	10/100	2.4G	DB9M	921.6Kbps	±15KV	2KV	1.5KV	o	IDSD08DWW
8	10/100	x	DB9M	921.6Kbps	±15KV	x	x	x	IDSD08D00
8	10/100	x	DB9M	921.6Kbps	±15KV	2KV	1.5KV	x	IDSD08D0S
8	10/100	x	DB9M	921.6Kbps	±15KV	x	x	o	IDSD08D0T
8	10/100	x	DB9M	921.6Kbps	±15KV	2KV	1.5KV	o	IDSD08D0W
4	10/100	2.4G	DB9M	921.6Kbps	±15KV	x	x	x	IDSD04DW0
4	10/100	2.4G	DB9M	921.6Kbps	±15KV	2KV	1.5KV	x	IDSD04DWS
4	10/100	2.4G	DB9M	921.6Kbps	±15KV	x	x	o	IDSD04DWT
4	10/100	2.4G	DB9M	921.6Kbps	±15KV	2KV	1.5KV	o	IDSD04DWW
4	10/100	x	DB9M	921.6Kbps	±15KV	x	x	x	IDSD04D00
4	10/100	x	DB9M	921.6Kbps	±15KV	2KV	1.5KV	x	IDSD04D0S
4	10/100	x	DB9M	921.6Kbps	±15KV	x	x	o	IDSD04D0T
4	10/100	x	DB9M	921.6Kbps	±15KV	2KV	1.5KV	o	IDSD04D0W
2	10/100	2.4G	DB9M	921.6Kbps	±15KV	x	x	x	IDSD02DW0
2	10/100	2.4G	DB9M	921.6Kbps	±15KV	2KV	1.5KV	x	IDSD02DWS
2	10/100	2.4G	DB9M	921.6Kbps	±15KV	x	x	o	IDSD02DWT
2	10/100	2.4G	DB9M	921.6Kbps	±15KV	2KV	1.5KV	o	IDSD02DWW
2	10/100	x	DB9M	921.6Kbps	±15KV	x	x	x	IDSD02D00
2	10/100	x	DB9M	921.6Kbps	±15KV	2KV	1.5KV	x	IDSD02D0S
2	10/100	x	DB9M	921.6Kbps	±15KV	x	x	o	IDSD02D0T
2	10/100	x	DB9M	921.6Kbps	±15KV	2KV	1.5KV	o	IDSD02D0W
1	10/100	2.4G	DB9M	921.6Kbps	±15KV	x	x	x	IDSD01DW0
1	10/100	2.4G	DB9M	921.6Kbps	±15KV	2KV	1.5KV	x	IDSD01DWS
1	10/100	2.4G	DB9M	921.6Kbps	±15KV	x	x	o	IDSD01DWT
1	10/100	2.4G	DB9M	921.6Kbps	±15KV	2KV	1.5KV	o	IDSD01DWW
1	10/100	x	DB9M	921.6Kbps	±15KV	x	x	x	IDSD01D00
1	10/100	x	DB9M	921.6Kbps	±15KV	2KV	1.5KV	x	IDSD01D0S
1	10/100	x	DB9M	921.6Kbps	±15KV	x	x	o	IDSD01D0T
1	10/100	x	DB9M	921.6Kbps	±15KV	2KV	1.5KV	o	IDSD01D0W

RS-232

Port	LAN Port	WiFi	Connector	Baud Rate	ESD Protection	Surge Protection	Isolation Protection	Wide Temp	Model
8	10/100	2.4G	DB9M	921.6Kbps	±15KV	x	x	x	IDSX08DW0
8	10/100	2.4G	DB9M	921.6Kbps	±15KV	x	x	o	IDSX08DWT
8	10/100	x	DB9M	921.6Kbps	±15KV	x	x	x	IDSX08D00
8	10/100	x	DB9M	921.6Kbps	±15KV	x	x	o	IDSX08D0T
4	10/100	2.4G	DB9M	921.6Kbps	±15KV	x	x	x	IDSX04DW0
4	10/100	2.4G	DB9M	921.6Kbps	±15KV	x	x	o	IDSX04DWT
4	10/100	x	DB9M	921.6Kbps	±15KV	x	x	x	IDSX04D00
4	10/100	x	DB9M	921.6Kbps	±15KV	x	x	o	IDSX04D0T
2	10/100	2.4G	DB9M	921.6Kbps	±15KV	x	x	x	IDSX02DW0
2	10/100	2.4G	DB9M	921.6Kbps	±15KV	x	x	o	IDSX02DWT
2	10/100	x	DB9M	921.6Kbps	±15KV	x	x	x	IDSX02D00
2	10/100	x	DB9M	921.6Kbps	±15KV	x	x	o	IDSX02D0T
1	10/100	2.4G	DB9M	921.6Kbps	±15KV	x	x	x	IDSX01DW0
1	10/100	2.4G	DB9M	921.6Kbps	±15KV	x	x	o	IDSX01DWT
1	10/100	x	DB9M	921.6Kbps	±15KV	x	x	x	IDSX01D00
1	10/100	x	DB9M	921.6Kbps	±15KV	x	x	o	IDSX01D0T
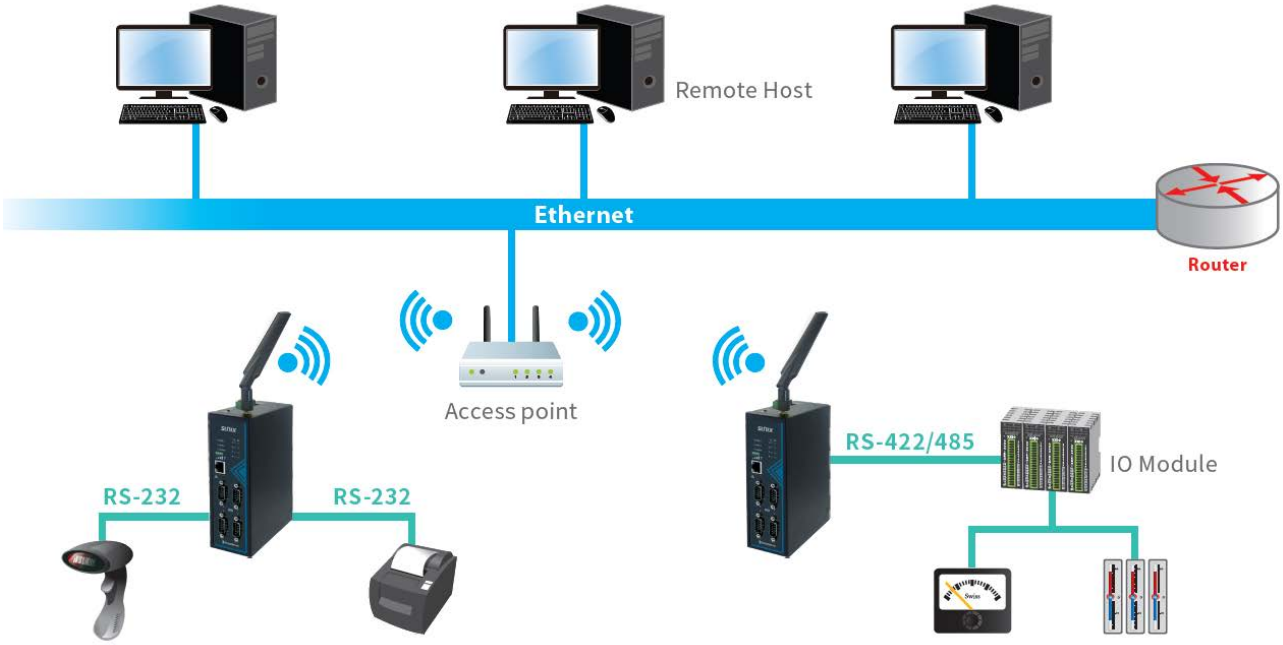
Application