

PCI Bus Expansion Chassis Short x 13Slots with built-in power supply ECH(PCI)BE-H13A



* Specifications, color and design of the products are subject to change without notice.

Features

- Capable of adding 13 PCI bus (5V/32-bit, 33MHz) slots.
- Accepting short-size PCI bus boards.
- Power supply controllable in response to the turning on/off of the PC's power supply.
- Steel chassis suitable for use in fields.
- Built-in cooling fan.
- Rack-mountable with supplied brackets.

Expansion adapter (Option)

- PCI Bus Expansion Adapter for PCI Bus PC-Slot
: EAD(PCI)BE
- PCI Bus Expansion Adapter for Low Profile PCI PC-Slot
: EAD(LPCI)BE
- PCI Bus Expansion Adapter for Low Profile PCI Express PC-Slot
: EAD-BE-LPE

Check the CONTEC's Web site for more information on these expansion adapters.

Combinations of Expansion Adapters and Expansion Chassis

The expansion adapters and expansion chassis can be used in the following combinations:

Expansion adapter	Expansion chassis ECH(PCI)BE								
	-H2B	-F2B	-H4B	-F4B	-H4A	-H7A	-F7A	-H13A	-F13A
EAD(CB)BE	○	○	○	○	○	×	×	×	×
EAD(PCI)BE	○	○	○	○	○	○	○	○	○
EAD(LPCI)BE	○	○	○	○	○	○	○	○	○
EAD-BE-LPE	○	○	○	○	○	○	○	○	○

Expansion adapter	Expansion chassis ECH-PCI-BE2		
	-H4A	-H7A	-F7A
EAD(CB)BE	○	×	×
EAD(PCI)BE	○	○	○
EAD(LPCI)BE	○	○	○
EAD-BE-LPE	○	○	○

This product is an expansion chassis that adds PCI bus expansion slots to a PC by being connected to the PC via an optional expansion adapter EAD(PCI)BE, EAD(LPCI)BE, or EAD-BE-LPE.

Specifications

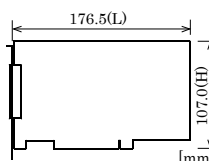
Item	Specifications
Compatible bus	PCI Local Bus Specification Rev2.3 (+5V type)
Address space	32-bit memory address, I/O address
Interrupt level	INTA - INTD
Bus operating clock	33MHz (Max)
Number of user-available slots	13 slots (short size)
Acceptable board sizes (mm)	176.5(L) x 107.0(H)
Power supply	
Expansion slot supplied power (The output current must not exceed the value on the right)	+5VDC 18A (Max) *2 +3.3VDC 15A (Max) *2 +12VDC 9A (Max) -12VDC 0.8A (Max)
Maximum total power capacity	0 - 30°C: 230W 30 - 40°C: 205W 40 - 50°C: 175W *3
AC input line voltage *1	115/230VAC (selecting switch)
AC line frequency	50 - 60Hz
AC power input current	6A (115VAC) / 4A (230VAC)
Physical dimensions of the AC adapter (mm)	424.0(W) x 156.0(H) x 255.0(L) (No fittings)
Weight	7.5 kg
AC cable	2.5m 3P

*1 AC input line voltage range: 90 - 132VAC and 180 - 250VAC

*2 The sum of +5VDC and +3.3VDC must not exceed 90W.

*3 Condition with CE marking: 175W at 50°C.

Outside dimensions of acceptable board (Max.)

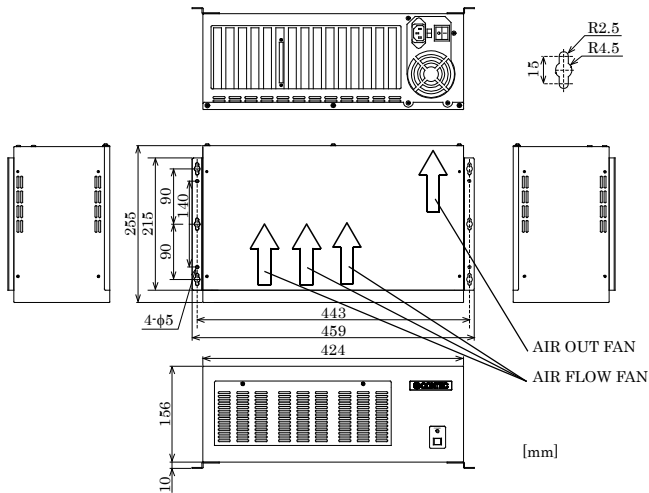


Environmental specifications

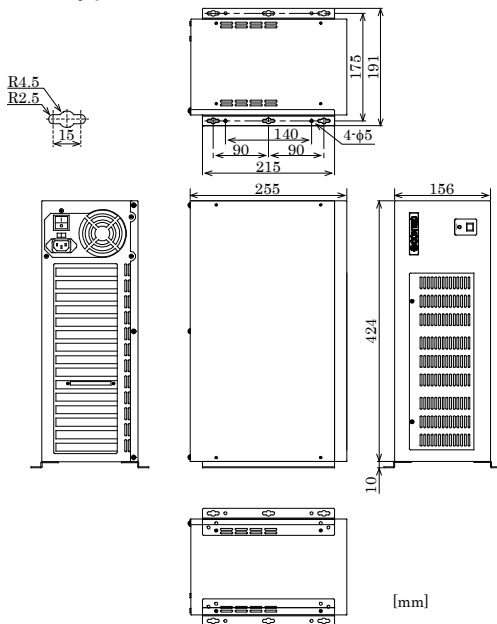
Item	Specifications
Operating temperature	0 - 50°C
Operating humidity	20 - 80%RH (No condensation)
Storage temperature	0 - 60°C
Storage humidity	10 - 90%RH (No condensation)
Floating dust particles	Not to be excessive
Corrosive gases	None
Standard	VCCI Class A

Physical Dimensions

Horizontally placed



Vertically placed



CAUTION

- When using this chassis, keep it at least 20mm away from any object such as the wall for cooling purposes.
- Attaching rubber feet to the chassis makes it 3.6mm taller.
- When you placed this product vertically, the brackets must be used.

Packing List

- Expansion chassis [ECH(PCI)BE-F13A] ...1
- Power cable ...1
- Slot cover ...13
- Board fixed screw ...13
- Rubber feet ...4
- This User's Manual ...1
- Bracket fixed screw for rack-mounted ...4
- Bracket for rack-mounted ...2

Restrictions

ECH(PCI)BE-H4A/H7A/F7A/H13A/F13A has restrictions on the types of PCs and boards that can be used. Be sure to check the following restrictions before use.

< Restrictions of PC >

ECH(PCI)BE-H4A/H7A/F7A/H13A/F13A uses the PCI-to-PCI Bridge to extend the bus. The PCI boards plugged in PCI slots in the ECH(PCI)BE-H4A/H7A/F7A/H13A/F13A are recognized if the PCI-to-PCI bridge is recognized by the BIOS in the PC used. Ask the PC vendor for whether the BIOS recognizes the PCI-to-PCI bridge.

< Restrictions on transfer rate >

When the expansion chassis accommodates a board that performs high-speed transfer such as bus mastering, the overall transfer rate may be lower than that of PCI bus slots in the main unit of a desktop PC. This is caused by bus extension by the PCI-to-PCI Bridge. The transfer rate may vary with the system configuration and the type of the PC.

< Restrictions of PCI board >

None of the following boards can be plugged into any expansion slot in the ECH(PCI)BE-H4A/H7A/F7A/H13A/F13A.

- Video display board (VGA board)
- Board to connect a PCI bus expansion chassis
- Board explicitly stated not to be used with the PCI-to-PCI Bridge
- Some boards, even PCI-compliant ones, may not work depending on their specifications