

CONPROSYS Series  
Serial I/O Module RS-422A/485  
**CPS-COM-1PD (1ch type)**  
**CPS-COM-2PD (2ch type)**



\*The photograph is a CPS-COM-2PD.

\* Specifications, color and design of the products are subject to change without notice.

## Features

**RS-422A/485 serial communication, supporting 921,600bps to the maximum.**

CPS-COM-1PD has 1 channel of RS-422A/485-compliant serial port. CPS-COM-2PD has 2 channels of RS-422A/485-compliant serial port. Baud rates from 15 to 921,600bps can be set per each channel.

### Compact Design

Compact design, 25.2(W) x 94.7(D) x 124.8(H) mm, features flexibility in installation.

### Adaptable to a wide range of temperature between -20 and +60°C

The product is capable of operating in the temperature between -20 and + 60°C. It can be installed in the various environments.

### Installation easy with two pieces of terminal support and DIN rail

You can remove a terminal connector without a screwdriver so that it can shorten the time of the replacement. As the product can be not only mounted on DIN rail, but also removable along the slide rails, replacing is simple and easy as well.

### Equipped with the LED for an operation check

The product has the LED for an operation check, which helps you visually confirm the communication status of each interface.

### No electrolytic capacitor

Without an electrolytic capacitor, which has a limited life, we are creating the product with a longer life.

This product is an extension COM port that performs RS-422A/485-compliant serial communication with external device(s) and operates along with the stack type controller of our CONPROSYS series.

CPS-COM-1PD has 1 channel of RS-422A/485 communication port. CPS-COM-2PD has 2 channels of RS-422A/485 communication port.

- \* The contents in this document are subject to change without notice.
- \* Visit the CONTEC website to check the latest details in the document.
- \* The information in the data sheets is as of July, 2022.

## Specifications

### Function specifications

Item	CPS-COM-1PD	CPS-COM-2PD
Number of channels	1ch	2ch
Interface type	RS-422A/485	
Transmission scheme	Asynchronous Serial Transmission (Full Duplex/Half Duplex) *Only full Duplex is supported by PAC Series controllers (CPS-PCS341EC-DS1-1201, CPS-PCS341MB-DS1-1201)	
Isolation	Bus Isolation	
Voltage Resistance	200VDC	
Baud Rate	15 - 921,600bps *1	
Data length	5, 6, 7, 8 bits 1, 1.5, 2 stop bits *1	
Parity check	Even, Odd, Non-parity *1	
Buffers	It has 128-byte receive and 128-byte transmit FIFO buffers. Connector 2-	
Connector	2-piece 3.81mm pitch10-pin terminal	
Applicable wire	AWG28 - 16	
Switch	DIP Switch (Full Duplex / Half Duplex), Terminator (ON/OFF)	
Surge protection element each signal - SG	Interactive TVS Diode Stand off voltage : ±13V, Peak pulse power : 400W(1ms)	
Surge protection element SG - FG	Gas discharge tube arrester Discharge voltage : ±300V, Impulse current tolerance : 2000A(8/20us, 10 times)	
LED	Status (Green, Red), Transmission (Green), Reception (Green)	
Supply voltage	24VDC ±10%	
Current consumption	0.2A (Max.)	
Physical dimensions (mm)	25.2(W)×94.7(D)×124.8(H) ( No projection included)	
Weight	200g	
Installation method	Quick mounting on the 35mm DIN rail	

\*1 These items can be set by software.

### Caution

The maximum number of stacking modules operating along with the stack type controller is 16 and the total current consumption of the modules should be less than 3.3A.

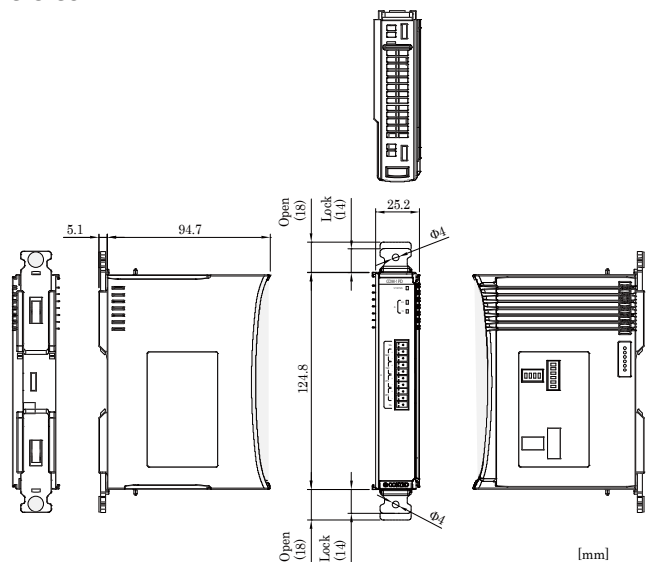
## Installation Environment Requirements

Item		CPS-COM-1PD	CPS-COM-2PD
Operating ambient temperature		-20 - +60°C	
Operating ambient humidity		10 - 90%RH (No condensation)	
Non-operating ambient temperature		-20 - +60°C	
Non-operating ambient humidity		10 - 90%RH (No condensation)	
Floating dust particles		Not to be excessive	
Corrosive gases		None	
Line-noise resistance	Line noise	Signal Line /±1kV/(IEC61000-4-4 Level 3, EN61000-4-4 Level 3)	
	Static electricity resistance	Touch /±4kV/(IEC61000-4-2 Level 2, EN61000-4-2 Level 2) Air /±8kV/(IEC61000-4-2 Level 3, EN61000-4-2 Level 3)	
Vibration resistance	Sweep resistance	10 - 57Hz *2 /semi-amplitude vibration 0.15mm, 57 - 150Hz/2.0G 40minutes each in X, Y, and Z directions (JIS C60068-2-6-compliant, IEC60068-2-6-compliant)	
Shock resistance		15G half-sine shock for 11ms in X, Y, and Z directions (JIS C 60068-2-27-compliant, IEC 60068-2-27-compliant)	
Standard		VCCI Class A, FCC Class A, CE Marking (EMC Directive Class A, RoHS Directive), UKCA, UL/c-UL	

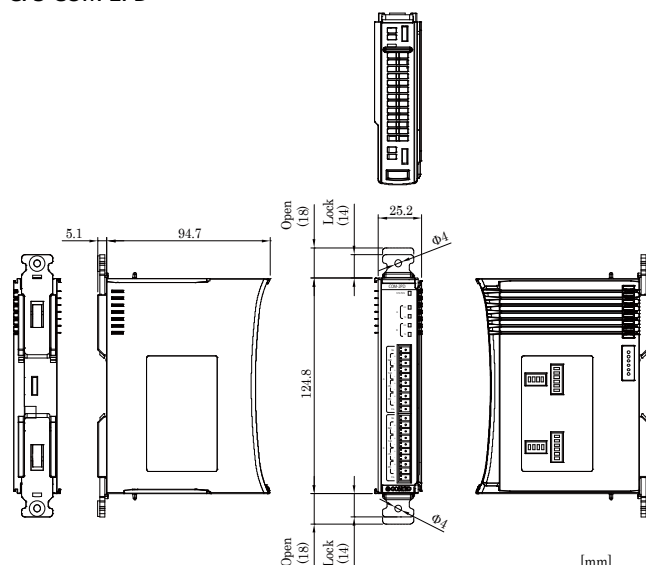
\*2 When you use an optional power product: 10 - 55Hz (See the manual of optional power product for details)

## Physical Dimensions

## CPS-COM-1PD



## CPS-COM-2PD



## Packing List

Product (One of the followings) ...1

[CPS-COM-1PD, CPS-COM-2PD]

Product Guide ... 1

Warranty Certificate ...1

Serial Number Label ...1

### 10-pin Connector

[CPS-COM-1PD...1, CPS-COM-2PD...2]

### List of Option

## Configurable Type Controller

CPS-MCS341-DS1-111	Configurable Type CPU module
--------------------	------------------------------

CPS-MCS341-DS1-131	Configurable Type CPU module + OPC UA server + MTConnect
--------------------	----------------------------------------------------------

CPS-MCS341G5-DS1-130      Configurable Type CPU module +4G LTE WAN

CPS-MCS341Q-DS1-131      Configurable Type CPU module +920MHz LAN

CPS-ECS341-1-011 Ether CAT Slave Module

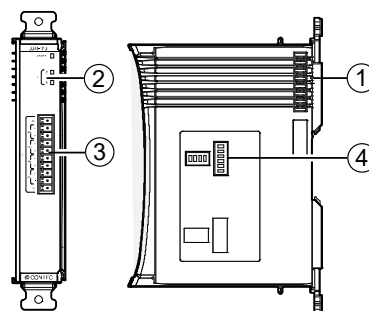
### DIN rail mounting power supply

CPS-PWD-90AW24-01 DIN rail mounting power supply 90[w]  
(Input: 100 - 240VAC, output: 24VDC 3.8 A)

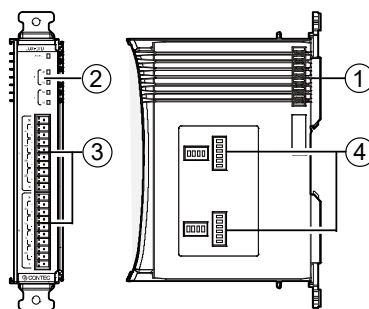
CPS-PWD-30AW24-01      DIN rail mounting power supply 30[w]  
Input: 100 - 240VAC, output: 24VDC 1.3 A)

## Component Name

CPS-COM-1PD



## CPS-COM-2PD



No.	Name	Function
1	Stack Bus	Used for power supply and communication with the configurable type module.
2	LED Indicator	This indicates status of the product.
3	RS-422A/485	This is a connector for RS-422A/485 communication. (Use the 10-pin connector, included in this package)
4	DIP Switch	Used for RS-422A/485 setup