

System Backbones

Distribute Power and Communications

Description

The MAQ20 system backbone resides within the DIN rail used for module mounting and provides power to and interface between the communications module and the I/O modules. Standard backbones provide for one communication module and 4, 8, 16, or 24 I/O modules. The longest backbone, which accommodates 24 I/O modules, fits in an industry standard 19" rack. Each backbone utilizes a pluggable connector system on each end such that varying system channel counts can be configured using the standard backbones. As a result of this pluggable system, the main part of a system, including the communications module, can be installed in one location while other sets of I/O modules installed in remote locations connect to the main system through a wire harness.

Modules mount on industry standard 35x7.5mm gull-wing DIN rails.

Once a system is established with a system backbone and a communications module, system configuration is accomplished by applying power and installing the I/O modules. These are hot swappable and true 'plug and run'. When an I/O module is plugged into any backbone position, the communications module automatically recognizes that it has been added to the system, registers it in the system configuration record, and makes it immediately available in the host software for use in data acquisition and control and test and measurement applications. Similarly, when a module is removed from any backbone position, the communications module recognizes that it has been unplugged, removes it from the system configuration, and disables it in the software.

► Features

- Compact Mounting in DIN Rail Channel
- Distribute Power and Communications
- 4, 8, 16, and 24 Position Models
- Simplify System Wiring
- Expandable for Local or Distributed Installation
- Prevent Reverse Installation
- Long-Life, Durable, Vibration Resistant Contacts

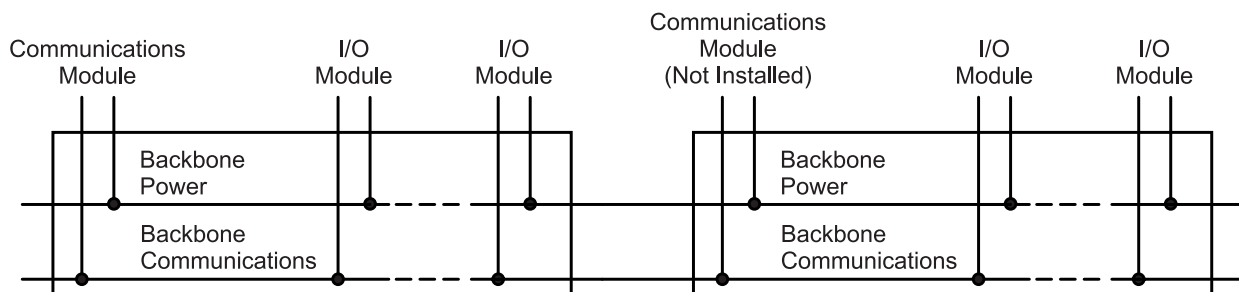


Figure 1: MAQ20 Backbone Block Diagram

Specifications

Module	Description
MAQ20-BKPL4 MAQ20-BKPL8 MAQ20-BKPL16 MAQ20-BKPL24	1 COM Module plus 4 I/O Modules 1 COM Module plus 8 I/O Modules 1 COM Module plus 16 I/O Modules 1 COM Module plus 24 I/O Modules
Expansion & Distributed Installation Mechanical	Male/Female pluggable terminal blocks at each end of the backbone allow direct interconnection or remote installation using the accessory expansion cable. 100ft (30m) max Spring clips hold the backbone in the DIN rail. When modules are installed, the backbone is secured to the DIN rail. Mechanical interface prevents reverse module installation. Passive RS-485
Expansion Distance	
Mounting Physical	
Reverse Protection	
Electrical Circuitry Inter-Module Communications	
Dimensions (h)(w)(d) MAQ20-BKPL4 MAQ20-BKPL8 MAQ20-BKPL16 MAQ20-BKPL24	5.05" x 0.94" (127.1mm x 3.9mm) 7.53" x 0.94" (191.1mm x 3.9mm) 12.63" x 0.94" (320.9mm x 3.9mm) 17.41" x 0.94" (442.1mm x 3.9mm)
Environmental Operating Temperature Storage Temperature Relative Humidity	-40°C to +85°C -40°C to +85°C 0 to 95% Noncondensing
Certifications	Heavy Industrial CE, ATEX Pending UL Class I, Division 2, Groups A, B, C, D Pending

Ordering Information

Model	Description
MAQ20-BKPL4	DIN Rail Backbone; 1 COM Module plus 4 I/O Modules
MAQ20-BKPL8	DIN Rail Backbone; 1 COM Module plus 8 I/O Modules
MAQ20-BKPL16	DIN Rail Backbone; 1 COM Module plus 16 I/O Modules
MAQ20-BKPL24	DIN Rail Backbone; 1 COM Module plus 24 I/O Modules

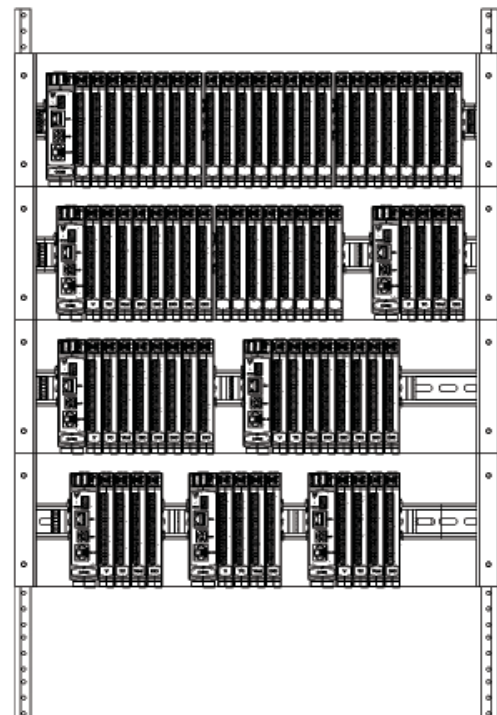


Figure 3: Flexible Backbone System Allows Configuration with Communications Module and 4, 8, 16, or 24 I/O Modules in 19" Rack Space




Figure 2: MAQ20 Backbones for 4, 8, 16, and 24 I/O Modules